



ಬೃಹತ್ ಬೆಂಗಳೂರು ಮಹಾನಗರ ಪಾಲಿಕೆ
Bruhat Bengaluru Mahanagara Palike



BBMP COVID-19 WAR ROOM 16.05.2023

BBMP / COVID-19 WAR ROOM / BULLETIN – 1149/ 16.05.2023 / #BBMPfightsCOVID19



OVERVIEW OF COVID-19 IN BENGALURU

CASE TRENDS ACTIVE CASES 170

Confirmed Cases

34

18,86,510[#]

Recovered Cases

57

18,69,340[#]

Death Cases

0

17,000[#]



HOSPITALIZATION 15

ICU – V

-

ICU

6

HDU

1

General

8

INCLUDES GOVT. QUOTA AND PRIVATE WALK-IN HOSPITALIZATION



VACCINATION 9 2,07,00,491[#]

First Dose

1

96,89,835[#]

Second Dose

4

95,11,597[#]

Precaution Dose

4

14,99,059[#]



TRIAGING

MTU

5

Tele Triage

27



ACTIVE CZs

0

MCZs (< 5 cases)

0

Clusters (> 5 cases)

0



TESTING 3,644 3,23,84,983[#]

3,644

3,23,84,983[#]

RAT

1,576

RTPCR

2,068

Positivity :1.76%

*FOR LAST 7 DAYS

: indicates cumulative numbers till date



ABSTRACT OF COVID-19 SCENARIO IN BENGALURU


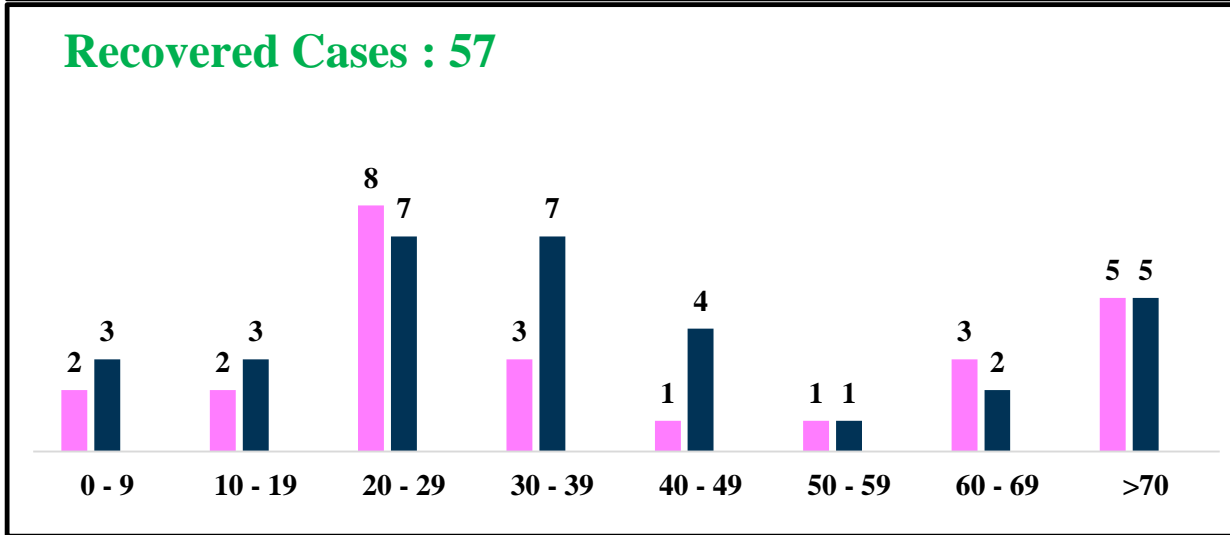
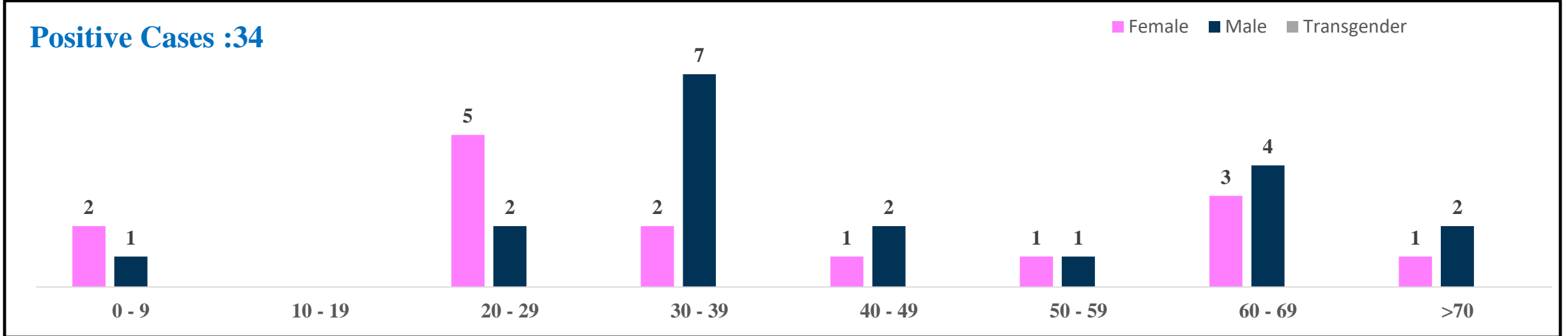


	MALE			FEMALE			TRANSGENDER			TOTAL		
	Last 24 Hours	Last 7 Days	Cumulative	Last 24 Hours	Last 7 Days	Cumulative	Last 24 Hours	Last 7 Days	Cumulative	Last 24 Hours	Last 7 Days	Cumulative
Positive Cases	19	149	11,11,817	15	149	7,74,497	0	0	196	34	298	18,86,510
Recovered Cases	32	212	10,99,394	25	203	7,68,816	0	0	187	57	415	18,69,340
Death Cases	0	0	10,769	0	0	6,227	0	0	4	0	0	17,000
Total Tests Done	In Last 24 hrs. : 3,644			In last 7 days : 16,956			Cumulative : 3,23,84,983					
983	In Last 24 hrs. : 9			In last 7 days : 77			Cumulative : 2,07,00,491					
ACTIVE CASES									170			

*Covid deaths occurred today : 00 | Covid deaths occurred beyond last 24hrs., reported today : 00



LAST 24 HOURS AGE GROUP AND GENDER WISE DISTRIBUTION

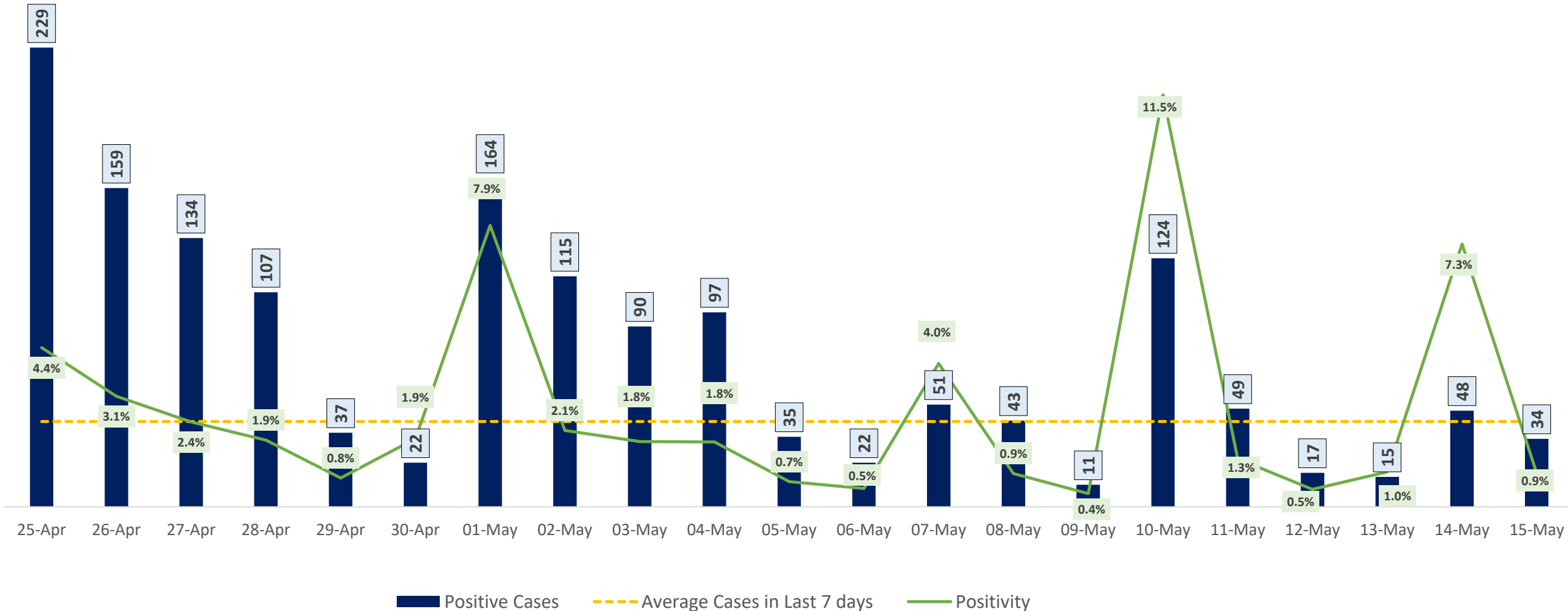




POSITIVITY RATE OF BENGALURU – LAST 21 DAYS



Average Cases in Last 7 days : 43

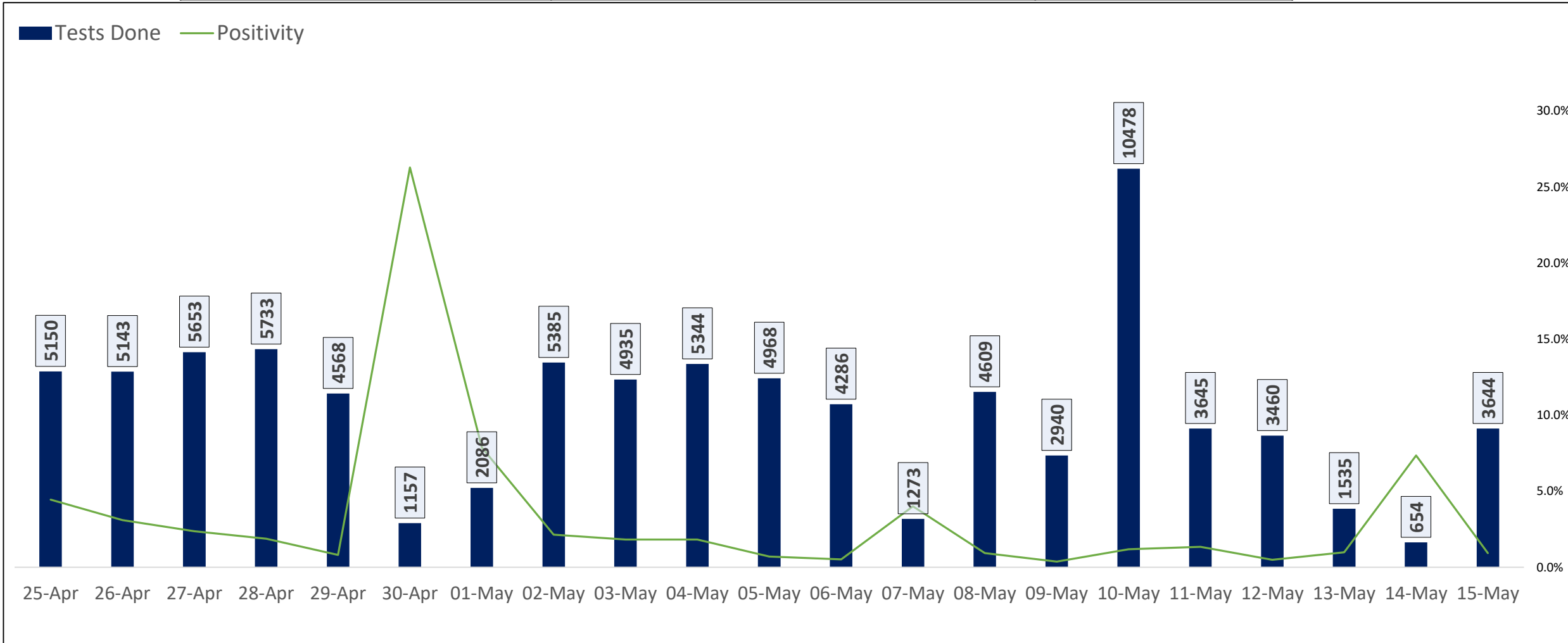




TESTING TRENDS IN BENGALURU

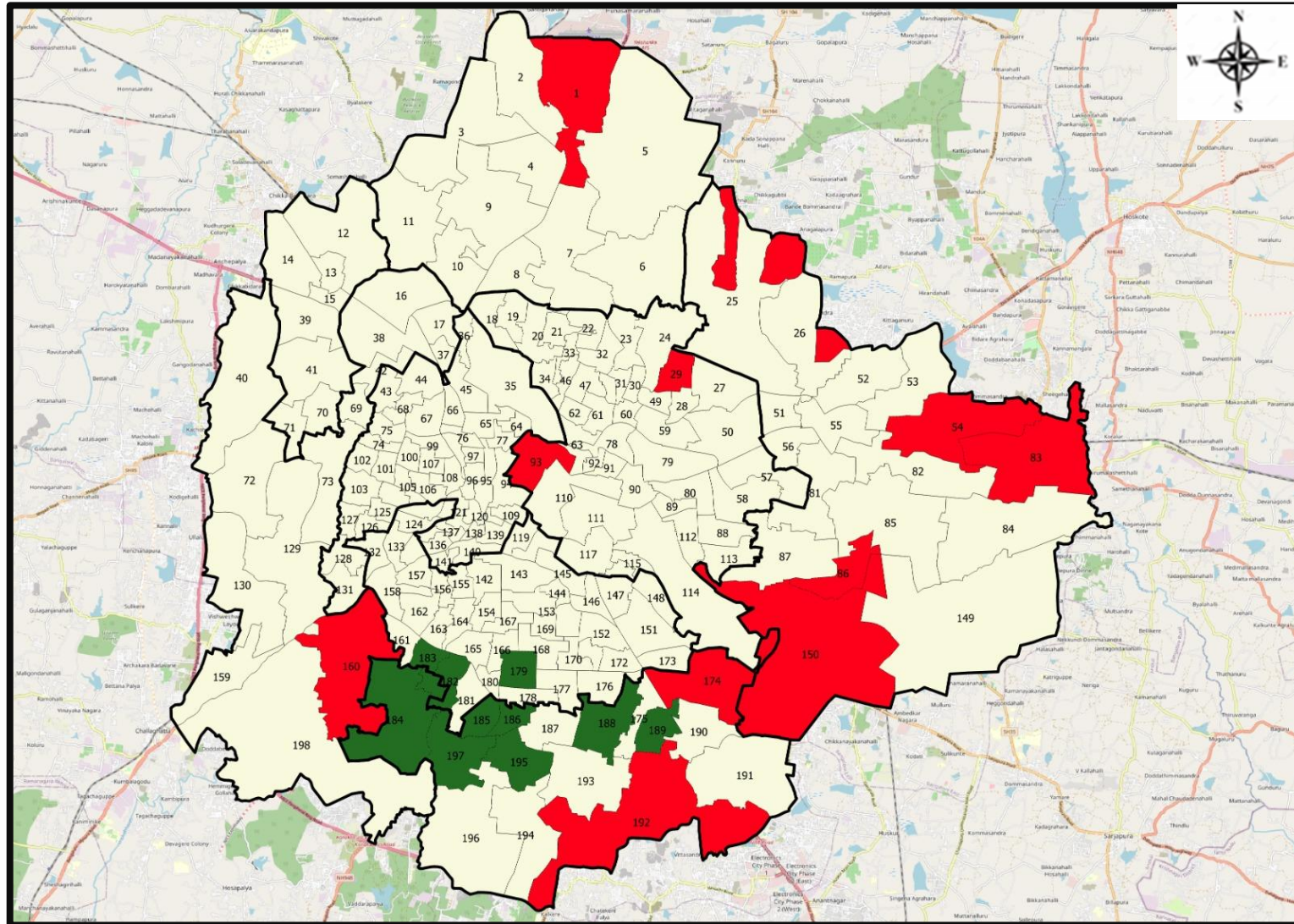


Total Test Conducted Till Date	Test Conducted Last 24 hours	Last 7 Days Average
3,23,84,983	3,644	2,422





BENGALURU URBAN MAP SHOWING TREND OF POSITIVE CASES IN LAST 7 DAYS



Top 10 wards reporting highest number of positive cases in last 10 days

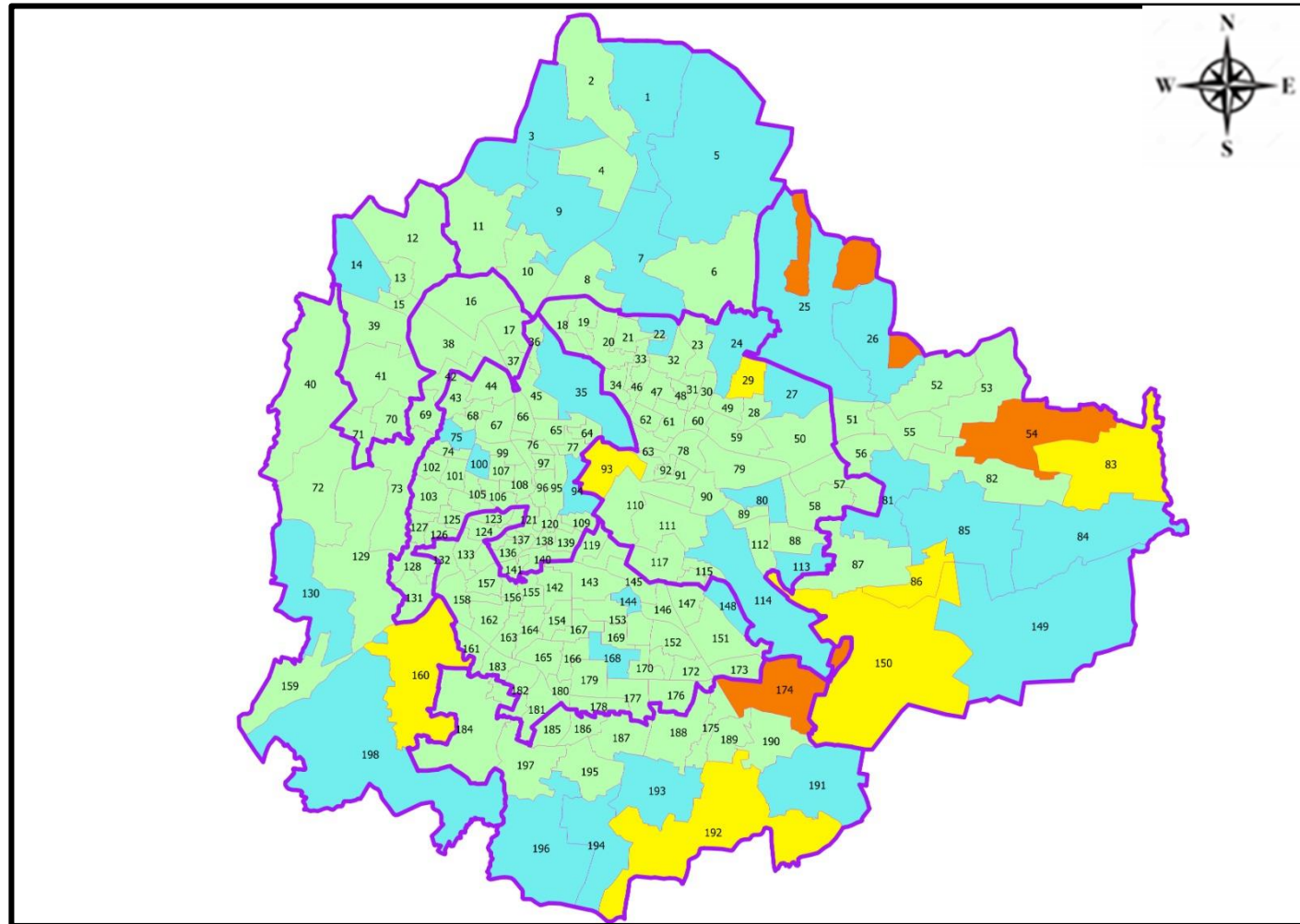
Ward No.	Ward Name	Daily Cases Average
174	HSR Layout	1
54	Hudi	1
160	Rajarajeshwari Nagar	1
29	Kacharkanahalli	1
83	Kadugodi	1
86	Marattahalli	1
93	Vasanth Nagar	1
150	Bellanduru	1
192	Begur	1
1	Kempegowda Ward	1







Top 10 wards reporting least number of positive cases in last 7 days

Ward No.	Ward Name	Daily Cases Average
197	Vasanthpura	0
195	Konanakunte	0
189	Hongasandra	0
188	Bilekhali	0
186	Jaraganahalli	0
185	Yelchenahalli	0
184	Uttarahalli	0
183	Chikkalsandra	0
182	Padmanabha Nagar	0
179	Shakambari Nagar	0



BENGALURU MAP SHOWING INTENSITY OF POSITIVE CASES IN LAST 7 DAYS



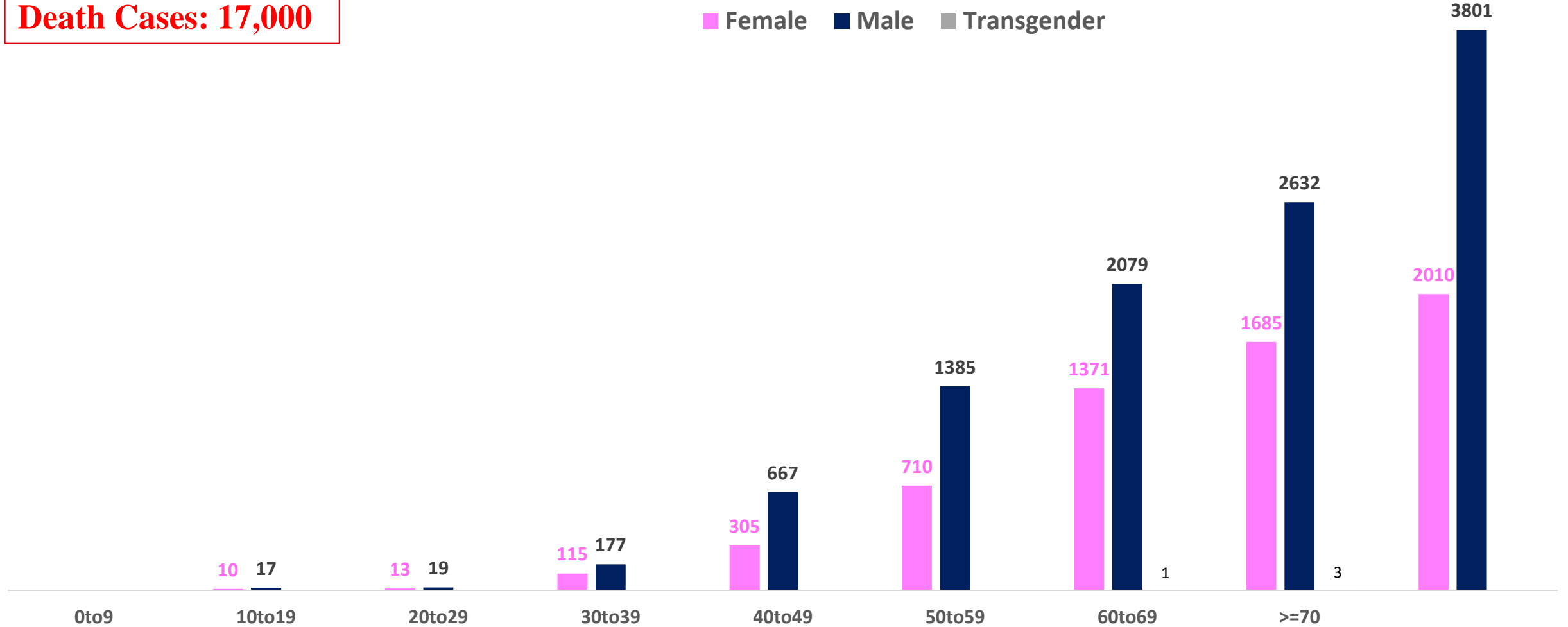
-  **Level 1 : 0 to 1 Cases**
-  **Level 2 : 1 to 3 Cases**
-  **Level 3 : 3 to 5 Cases**
-  **Level 4 : 5 to 10 Cases**
-  **Level 5 : More than 10 Cases**
-  **Zone Boundaries**



AGE AND GENDER WISE DISTRIBUTION OF DEATH CASES



Death Cases: 17,000





SNAPSHOT OF COVID-19 CASES IN BENGALURU URBAN



**Total Wards With
< = 5 Cases* :
195**

**Tests Conducted
on 15.05.2023:
3,644**

**Recovery
Rate*:
99.09%**

**Total
Active Cases :
170**

**Total Vaccinated
on 15.05.2023:
9**

**Positivity
Rate* :
1.76%**

**Active
Rate*:
0.01%**

**Case
Fatality Rate* :
0.00%**





*Total positive cases In the past 7 days

*CFR and positivity is for Past 7 days



ಬೃಹತ್ ಬೆಂಗಳೂರು ಮಹಾನಗರ ಪಾಲಿಕೆ
Bruhat Bengaluru Mahanagara Palike



Download BBMP Bulletin	https://apps.bbmpgov.in/covid19/mediabulletin.php
To register for vaccination :	https://selfregistration.cowin.gov.in/
BBMP COVID19 Dashboard:	https://apps.bbmpgov.in/covid19/
Follow us on:	 www.facebook.com/bbmp.comm1/
	 twitter.com/BBMPCOMM
	  BBMPSplHealth

Issued by:

Honorable Chief Commissioner, BBMP
Special Commissioner Health, BBMP
MD, Bengaluru Smart City Limited

THANK YOU !

